

# 10 YR SYSTEM QUICK SPEC MOD-BIT/BUR (TOP)

High Solids Acrylic Coating System

26 Dry MILs

## DESCRIPTION

The EVER-CRYLIC COOL ROOF RESTORATION SYSTEM for metal roofs is a coating system comprised of premium elastomeric acrylic coatings and primers. This high-performance coating system protects the existing roof from the harmful effects of UV, greatly reducing thermal shock and prolonging the life of the roof while helping maintain internal temperatures and reducing cooling costs. It is tested and certified to meet CRRC guidelines for Title 24 compliance.

## BASIC USES

The EVER-CRYLIC COOL ROOF RESTORATION SYSTEM is a tough, durable system designed to extend the life of a wide range of roof top environments from premature weathering and moisture intrusion. It is effective as a protective membrane to coat an entire roof, or to use for spot repair.

## FEATURES & BENEFITS

- Prolongs the life of an existing roof surface while helping to lower internal temperatures and reduce cooling costs
- High tensile strength and abrasion resistance
- Excellent adhesion to a variety of roof substrates
- Ease of application - extremely fast and simple to install
- Can be used to reinforce and seal seams, penetrations, transitions, terminations, and to make spot repairs
- Economical - extends the life of your existing roof
- Accelerator package is available to shorten cure time
- Can be re-coated up to 7 to 10 days between coats
- UL-790 Class "A" fire resistance rating

## WARRANTY

EVERROOF offers two Limited Warranties:

1. Material Only Warranty - No Charge
2. Labor & Material Warranty - For Approved Applicators Only

Fees and other conditions will apply. Consult your EVERROOF representative.

See Warranty System Sheet for Wet and Dry Film Thickness Requirements.

## REQUIRED MATERIALS

- EVERROOF Primer M100 Epoxy Primer or M25 Acrylic Primer for asphaltic surfaces
- EVER-FABRIC 3 oz.
- EVERROOF Webseal with polyester backing
- EVER-CRYLIC Roof Flash, or EVER-THANE® Roof Flash

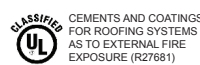
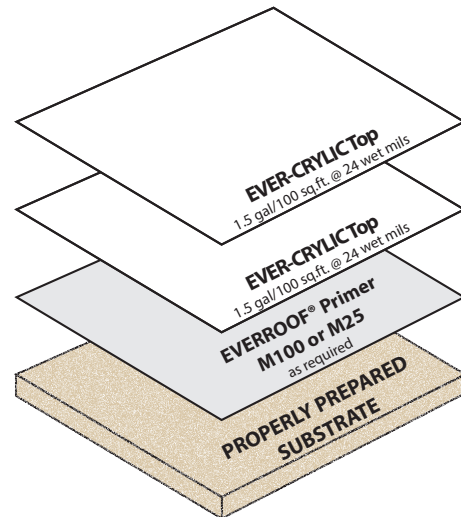
Consult your EVERROOF representative for project specific requirements

The EVER-CRYLIC SYSTEM provides tenacious adhesion with an existing roof system to form a monolithic membrane. The result is a CRRC rated system that exceeds all Title 24 requirements.

## SYSTEM DESCRIPTION

The EVER-CRYLIC system is comprised of options for primer and base and top coats to cover and protect your

## 10 YEAR SYSTEM COVERAGE FOR MOD-BIT / BUILT-UP ROOFS



roof:


1. EVERROOF Primer M100 is a two-component, water based epoxy primer with penetrating and asphalt bleed blocking characteristics. It has quick recoat time and is low viscosity.
2. EVERROOF Primer M25 is a water-based modified acrylic primer specifically designed for bleed blocking over modified bitumen and asphalt BUR. EVER-CRYLIC Base is a 100% acrylic elastomeric base coat intended for use on asphaltic surfaces in conjunction with EVER-CRYLIC Top.
3. EVER-CRYLIC Base is a 100% acrylic elastomeric base coat intended for use on asphaltic surfaces in conjunction with EVER-CRYLIC Top.
4. EVER-CRYLIC Top is a multi-purpose 100% acrylic elastomeric coating for use as a base and top coat over a variety of substrates including mod-bit and built-up roofing. EVER-CRYLIC Top exceeds ASTM D6083 requirements for critical properties such as tensile strength, elongation, wet adhesion and weatherability.

## STORAGE & HANDLING

Keep containers closed, and store in a dry, cool place away from heat, sparks, open flame, and moisture. Keep material stored above 65°F (18°C) and on wood pallets off concrete floors. Open containers should be blanketed with dry nitrogen before resealing.



## TECHNICAL DATA

<b>Packaging</b> 	<b>1 gal can</b> <b>5 gal pail</b> <b>55 gal drum</b>
<b>Coverage Rate Per Gallon</b>	
<b>PHYSICAL PROPERTIES</b>	<b>EVER-CRYLIC TOP</b>
Tensile Strength, ASTM D-2370	200 psi
Elongation, ASTM D-412	310%
Wet Adhesion, ASTM C-749	2 pli
Tear Strength, ASTM D-624	90 pli
Appearance after 1000 Hours, ATSM D-4798	<b>No Cracking or Checking</b>
Elongation after Weathering, ASTM D-2370	175%
Permeance (perms), ASTM D-1653	6 perms
Water Swelling, ASTM D-471	10%
Fungi Resistance, ASTM G-21	Zero Rating
Volume Solids, ASTM D-2697	54% ± 2
Weight Solids, ASTM D-1644	69%
Viscosity, ASTM D-562	110 KU

### ADHESION TEST

To ensure successful application of the EVER-CRYLIC system always perform several adhesion tests (ASTM D-903) with the coating to ensure the roof substrate will accept the coating. Do not proceed with coating system without prior testing.

### PRE-INSPECTION

Inspect roof for necessary repairs before application of coating system. Inspection should include but not limited to the following:

- HVAC units and flashings
- Ponding water
- Parapet wall conditions
- Wet or damp insulation
- Sign or display anchorage
- Seams, terminations, transitions, and reglets
- Water leakage
- Substrate damage or disrepair
- Proper drainage and obstructions
- Copings and flashings
- Sleepers and pitch pockets

### SURFACE PREPARATION

1. Remove all unnecessary and non-functional equipment and debris from the roof.
2. Remove dirt and foreign material detrimental to adhesion or application by thoroughly cleaning all roof surfaces with a high pressure (2,000 - 2,500 psi) (13.79 MPa - 17.24 MPa) wash. Surfaces contaminated with oil, grease, animal fats, etc. must be removed using tri-sodium phosphate and water, or other solutions as required by job conditions and as permitted by local and federal regulations. Remove all cleaning solutions with plenty of fresh water and allow to dry.
3. Membranes with seam and flashing failures must be repaired by traditional and professional roofing practices. Tighten and/or replace all existing fasteners, install crickets and complete metal sheet work repairs.

4. Prime asphaltic areas with EVERROOF Primer M100 or M25, and allow to cure. Detail all roof penetrations, skylights, rake edges, round projections, machine legs, sign posts, guide wire straps, inside and outside corners, gutters, joints, pipes, voids, protrusions and any areas where water could enter through the roof with EVER-CRYLIC or EVER-THANE® Roof Flash. Clean and seal all drain areas watertight. Fully embed EVER-FABRIC or use Webseal where necessary.
5. On all seams apply EVER-CRYLIC Roof Flash or EVER-THANE® Roof Flash at a rate of 3.0 gallons per 100 sf @ 50 wet mils minimum and embed EVER-FABRIC in between layers of wet resin where necessary. EVER-CRYLIC or EVER-THANE Roof Flash shall extend a minimum of 2 inches on both sides of seam.
6. Allow prepared surfaces to become tack free before proceeding with additional priming or coating application. Note: Thickness values of cured film are averages and can vary due to finish of surface. ALWAYS CHECK THE WEATHER PRIOR TO APPLICATION. Depending on the ambient and substrate temperatures, relative humidity, and dew point precautions should be taken when applying materials if precipitation or freezing temperatures are anticipated. Consult product data sheets. Do not apply over wet insulation or related materials.

### COATING APPLICATION

1. Apply EVERROOF® Primer M100 or M25 to the substrate at a theoretical coverage rate of 1/2 gal per 100 sf @ 8 wet mils and allow to cure. If Primer M25 is used on new asphaltic surfaces apply at 3/4 to 1 gal per 100 sf @ 12 to 16 wet mils and allow to cure.
2. Apply base coat of EVER-CRYLIC at the rate of 1.5 gallons per 100 sf @ 24 wet mils.
3. Apply top coat of EVER-CRYLIC Top at the rate of 1.5 gallons per 100 sf @ 24 wet mils to yield a total of 26 dry mils of coverage (minimum requirement for 10 year warranty). Actual required application rate will depend on system specified and length of warranty.

DO NOT EXCEED 1.5 GALLONS PER 100 SF PER APPLICATION for EVER-CRYLIC Top This could cause blisters and/or pinholes. Care should be taken to avoid sagging, pinholes, and runs of the coating on vertical, horizontal, and slanted surfaces to prevent sagging. Application rate may need adjusting if coating starts to sag on verticals or higher slopes. Allow base coat and/or top coat to dry 24 hours between coats. Additional coats maybe required to achieve required mil thickness. EVER-CRYLIC QS quick set version available to speed cure time in cool conditions. Actual required application rate will depend on system specified and length of warranty.

Protection: After completion of application, do not allow traffic on coated surfaces for a period of at least 48 hours at 75°F and 50% R.H., or until completely cured.

### EQUIPMENT

Spray Applied - See EVERROOF's Spray Application Guide. Dipped and Rolled - Brushes of various sizes and a 3/8" nap roller should be used when applying on smooth surfaces such as metal.

THIS QUICK SPEC IS MEANT ONLY AS AN OVERVIEW OF INSTALLATION PROCEDURES. IT IS NOT MEANT TO REPLACE THE DETAILED SPECIFICATION REQUIREMENTS THAT APPEAR IN THE LOW SLOPE RESTORATION SYSTEM SPECIFICATIONS. ALWAYS REVIEW THE DETAILED SPECIFICATION PRIOR TO BEGINNING ANY PROJECT. Published technical data and instructions are subject to change without notice. Contact your local EVERROOF® representative or visit our website for current technical data and instructions. Not responsible for typographical errors. REV20260310.JC